

# HOW TO MAKE LIP GLOSS

## DIRECTIONS

## KIT INCLUDES:

### lip gloss base

INGREDIENTS: Polybutene, Mineral Oil, Tocopheryl Acetate, Bis-Diglyceryl Polyacryladipate-2, Microcrystalline Wax, Petrolatum, BHT, Caprylic/Capric Triglyceride, Poppyl Paraben, Phenoxylethanol/Chloroxylenol.

### 3 x colour

INGREDIENTS: Mica, Titanium Dioxide, Iron Oxide Yellow, Carmine.

### tutti frutti flavour

INGREDIENTS: Flavour (Aronal)

### 3 x empty stackable pots

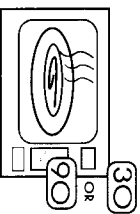
### 2 x mixing cups

### 4 x utensils (minispoon, large spoon, 2 x spatula)



STEP 1

Using the large plastic spoon, scoop out two large scoops of lip gloss base and place this in a microwave proof container (not included).



STEP 4

Place the microwave proof dish in the microwave. 30 seconds in a large microwave or 90 seconds in a small microwave (until the gloss has the consistency of honey).



STEP 2

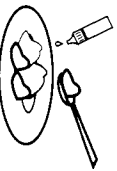
Using the minispoon, place one to two scoops of colour in a mixing cup. This is a pearlescent mica powder. You can add different colours together to achieve a totally individual look.



STEP 5

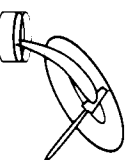
Stir and then pour the melted gloss into an empty pot. Wait 15 minutes until the gloss has cooled down – pronto – it's ready to wear. Mix 'em up for your friends or family – or simply make it one of kind – just for you!

**For lip use only.**



STEP 3

Add only one or two drops of flavour. flavour: tutti frutti.



STEP 6

Distributed by Sax International Pty Ltd 14 16 Stenford Road Oakleigh East 3166 Melbourne Australia

www.mikicosmetics.com made in China

**WARNING:** CHOKING HAZARD. THIS PRODUCT CONTAINS SMALL PARTS. NOT SUITABLE FOR CHILDREN 6YRS & UNDER. THIS PRODUCT IS TO BE USED UNDER PARENTIAL SUPERVISION.

AN AUSTRALIAN OWNED COMPANY

ITEM 9090



Evidance Pharmacy  
Must make your own lip gloss kit

9

\$14.99

3

FTEB  
TEL